

THE REDEMPTORISTS

“WITH HIM IS PLENTIFUL REDEMPTION”

A Redemptorist Parish Mission

CONVERSION FORMAT

REDEMPTORIST PARISH MISSION TEAM
CHICAGO, ILLINOIS

A Redemptorist Parish Mission
Conversion Format

TABLE OF CONTENTS

| | |
|---|-------|
| Overview of Conversion Format | 2 |
| Order of Service | 3-4 |
| Checklist for Each Day of the Mission | 5-6 |
| Instructions for Music Ministers | 7 |
| Service Music | 8 |
| Sunday Service Ministers List | 9 |
| Sunday Service | 10-14 |
| Monday Service Ministers List | 15 |
| Monday Service | 16-18 |
| Tuesday Service Ministers List | 19 |
| Tuesday Service | 20-24 |
| Wednesday Service Ministers List | 25 |
| Wednesday Service | 26-27 |

A REDEMPTORIT PARISH MISSION

Conversion Format

FIRST NIGHT (Sunday)

SYMBOL - The Bible
 THEME - God's plan of salvation and our response to God's Word of love.
 OBJECTIVE - To deepen our awareness of God's great love for us.
 RITUAL ACTION - Veneration of the Bible

SECOND NIGHT (Monday)

SYMBOL - Cross
 THEME - Who Is Jesus for Us?
 OBJECTIVE - To renew our faith in Jesus Christ as the Redeemer of all.
 RITUAL ACTION - Rite of Proclamation (Profession of Faith)

THIRD NIGHT (Tuesday)

SYMBOLS - Easter Candle [*Ashes* – during Lent]
 THEME - Sin, Reconciliation and Healing
 OBJECTIVE - To experience the reconciliation and healing offered to us through the Redeemer.
 RITUAL ACTION - Service of Light (Lent: distribution of Ashes): [opportunity for individuals to celebrate the Sacrament of Reconciliation]

FOURTH NIGHT (Wednesday)

SYMBOL - The Altar
 THEME - At the altar - we seal our covenant with our God and we are nourished with the Bread of Life to live our mission as baptized disciples.
 OBJECTIVE - To renew our commitment to live the Eucharist by giving testimony of our faith in our daily lives.
 RITUAL ACTION - Celebration of the Eucharist

Redemptorist Parish Mission

Conversion Format

ORDER OF SERVICE

First Service (Sunday): BIBLE

1. Welcome & Introduction
2. ♪♪♪ Entrance Procession, Song and Enthronement of the Bible
3. Incensing of the Bible
4. Prayer over the Preacher
5. ♪♪♪ Gospel Proclamation
6. Sermon
 - Moment of Silence
 - ♪♪♪ Meditation Music/Song
7. ♪♪♪ Veneration of the Bible
8. General Intercessions
9. Solemn Blessing with the Bible
10. Announcements
11. Dismissal
12. ♪♪♪ Recessional

Second Service (Monday): CRUCIFIX

1. Welcome & Introduction
2. ♪♪♪ Entrance Procession, Song and Enthronement of the Crucifix
3. Prayer over the Preacher
4. Sermon
 - Moment of Silence
 - ♪♪♪ Meditation Music/Song
5. ♪♪♪ Proclamation Rite
6. Solemn Blessing with the Crucifix
7. Announcements
8. Dismissal
9. ♪♪♪ Recessional

Third Service (Tuesday): EASTER CANDLE

1. Welcome & Introduction
2. ♪♪♪ Entrance Procession, Song, & Greeting
3. Light Service ♪♪♪
4. Prayer over the Preacher
5. Sermon
 - Moment of Silence
 - ♪♪♪ Meditation Music/Song
6. Reconciliation Rite
7. Sign of Peace

Alternate Lenten Third Service (Tuesday): ASHES

1. Welcome & Introduction
2. ♪♪♪ Entrance Procession, Song, & Greeting
3. Blessing and Distribution of Ashes ♪♪♪
4. Prayer over the Preacher
5. Sermon
 - Moment of Silence
 - ♪♪♪ Meditation Music/Song
6. Reconciliation Rite
7. Sign of Peace

Fourth Service (Wednesday): ALTAR

Celebration of the Eucharist

1. Welcome & Introduction
2. Gathering Song & Entrance Procession
3. Liturgy of the Word [readings chosen by the preacher]
4. General Intercessions
5. Liturgy of the Eucharist
[Preparation of the Altar & Presentation of the Gifts]
6. Announcements & Words of Gratitude (Pastor & Redemptorist Missionary)
7. Commissioning of the Community by the Pastor
8. Recessional Song

Checklist of Things Needed For Each Day of the Mission

SUNDAY

- Large Bible, the symbol for the service; for procession & enthronement
- Place for enthronement of the Bible (a decorated lectern or music stand) in front of the altar
- Ministers for the service [see page 9]
- A censer and boat (incense)
- People to prepare and serve refreshments
- List of ministers and hymns for the service for the missionary (or commentator)

MONDAY

- The same large Bible used Sunday, enthroned in a prominent place in the sanctuary [not in front of the altar]
- Processional Cross or other Crucifix, the symbol for the service, for procession & enthronement
- Place for enthronement of the Crucifix (either a table or stand) in front of the altar
- Ministers for the service [see page 15]
- People to prepare and serve refreshments
- List of ministers and hymns for the service for the missionary (or the commentator)

TUESDAY

- The same large Bible used Sunday and the processional Cross/Crucifix used Monday, enthroned in a prominent place in the sanctuary [not in front of the altar]
- The Paschal Candle, the symbol for the service, for procession and enthronement
- Place of enthronement (the stand) in front of the altar
- Individual candles for the congregation, to be distributed by the greeters as the people enter church
- Ministers for the service [see page 19]
- People to prepare and serve refreshments
- List of ministers and hymns for the service for the missionary (or the commentator)

WEDNESDAY

- The same large Bible, the same Crucifix/Cross, and the Paschal Candle [LENT: the glass dishes of ashes] enthroned together in a prominent place in the sanctuary
- The altar, symbol for the night, should be stripped and the altar cloths folded so they can be carried in procession prior to the presentation of the gifts
- Ministers for Mass, Lector[s], Eucharistic Ministers [see page 25]
- People to prepare and serve the refreshments
- List of ministers and hymns for the Mass for the missionary (or the commentator)
- Mission keepsake (provided by the missionaries) to be distributed at the end of Mass by the ushers and greeters

ALTERNATE TUESDAY

- The same large Bible used on Sunday and the same Crucifix/Cross used on Monday enthroned in a prominent place in the sanctuary [not in front of the altar]
- A small glass dish for each minister for the Distribution of Ashes. Each minister will carry his/her dish in the Entrance Procession.
- A table in front of the altar for enthronement of the small dishes after the distribution has taken place.
- Water, soap, and towels for the ministers of ashes to wash their hands
- Ministers for the service [see page 28]
- People to prepare and serve refreshments
- List of ministers and hymns for the service for the missionary (or the commentator)

Instructions for Music Ministers

“Come, let us sing joyfully to the Lord” Psalm 95:1

- ❖ Your ministry of music is an essential part of each Mission prayer service: we look forward to collaborating with you in the selection of the music and songs which will be used.
- ❖ Some appropriate prelude selections can be a wonderful way to create a prayerful atmosphere for the people as they arrive.
- ❖ A key element of all the services is the participation of the people; this includes involving them in the singing wherever such participation is mentioned and requested.
- ❖ Please review the list of “Service Music” and the texts for each service (all of which are included in this booklet); wherever music is requested, please choose that which fits the service’s symbol and theme, and also that which the people know and sing well.
- ❖ The entrance procession and enthronement of the symbols may be extended at times, so please continue the gathering song until the Prayer Leader is in place, ready to begin the prayers.
- ❖ You will also notice that there are times during the services when the people will come forward for some ritual action (or when the people have their candles lit by some ministers passing along the aisles); at these times, please make sure there is music, as is mentioned in each service, until all the ministers are in their places to continue the service.
- ❖ In each service, after the sermon, a short period of silence followed by some musical selection is called for. This can be instrumental music, soloist, or some selection sung by the people, all seeking to enhance the people’s reflection and meditation.
- ❖ It would be good if the Wednesday evening Eucharist compare musically to what the community is accustomed to at a Sunday Liturgy. Unless it is a feast day, the *Gloria* is not sung.
- ❖ The morning Masses on Monday and Tuesday can be what the parish normally celebrates musically.

If you have any questions, doubts, or need for clarifications please contact the mission committee chairperson(s), who will be in regular contact with one of the missionaries.

Thank you for sharing your musical talents and gifts.

Redemptorist Parish Mission

Conversion Format

Service Music

Sunday Night: **BIBLE**

- Prelude Music
- Entrance Hymn
- Alleluia or Lenten Gospel verse prior to the Gospel
- Meditation Music after the Sermon
- Hymn/Instrumental during the Bible Veneration
- Recessional Hymn

Monday Night: **CRUCIFIX**

- Prelude Music
- Entrance Hymn
- Meditation Music after the Sermon
- During the Proclamation Rite, soft background Music or a Song
- Recessional Hymn

Tuesday Night: **PASCHAL CANDLE [ASHES]**

- Prelude Music
- Entrance Hymn
- During the distribution of LIGHT [ASHES]: Instrumental or Song
- Meditation Music after the Sermon
- After the Sign of Peace and during Confessions: Instrumental or Taped Music.

Wednesday Night: **ALTAR**

- Prelude Music
- Entrance Hymn
- Responsorial Psalm
- Alleluia or Lenten Gospel verse before the Gospel
- Presentation of Gifts Hymn
- Holy, Holy, Consecration Acclamation, and Great Amen
- Communion Hymn
- Recessional Hymn

Sunday Evening Ministers List

(This is a model list. Please use it in composing your list of ministers, making necessary adaptations.)

All ministers are asked to gather a half-hour before the service to go through the service with the Redemptorist missionary.

Commentator: _____

[Need to confirm with the Redemptorist Missionary if this ministry is called for.]

Greeters:* _____/_____

_____/_____

Music: _____

Bible Bearer: _____

People for the Bible Veneration:**

_____/_____

_____/_____

Censer and Boat Bearers: _____/_____

Preacher: Redemptorist Missionary

Prayer Leader: _____

* The number of greeters depends on number of entrances.

**The number of people needed for the Bible Veneration depends on the size of the sanctuary and the number of Communion stations the parish has for Sunday Mass. In smaller parishes these additional people may not be needed. All the ministers in the procession and the additional people needed for the veneration should be told to bring their Bible from home to be used during the service.

Sunday Evening Service

BIBLE

God's Plan of Salvation and Our Response

1. WELCOME & INTRODUCTION: A Redemptorist missionary (or a commentator) welcomes the faithful; introduces the ministers for the service and the evening's symbol and theme; announces the gathering song; and then invites the people to stand and greet one another in the Lord.

2. ♪♪♪ ENTRANCE PROCESSION, SONG, AND ENTHRONEMENT OF THE BIBLE: The procession includes the following ministers who process in the order listed: Bible bearer, censer and boat bearers, Redemptorist preacher, and prayer leader.

After the procession has arrived in front, the prayer leader takes the Bible from its bearer, raises the Bible, solemnly shows it to the congregation, and then enthrones it in the prepared place, usually on a pedestal in front of the altar. At this point the entrance hymn concludes, and the prayer leader begins:

Prayer Leader:

**In the name of the Father, + and of the Son,
and of the Holy Spirit. R/ Amen.**

**The grace of our Lord Jesus Christ and the love of God
and the communion of the Holy Spirit be with you all.**

R/ And with your spirit.

3. INCENSING OF THE BIBLE: The prayer leader then puts incense in the censer, and proceeds to incense the enthroned Bible while a Redemptorist missionary says the following (or something similar):

**Worshippers have always made use of incense.
Its pleasing smoke rises like prayer to the heavens.
When the Word took flesh in Jesus,
the Magi offered him incense.
We continue this act of homage.**

4. PRAYER OVER THE PREACHER: The Redemptorist missionary who will preach this evening stands or kneels before the prayer leader who says:

Prayer Leader:

**Please join me in this blessing prayer
by extending your hands when I extend mine
and silently praying along with me. (Pause)**

The ministers in the sanctuary form a semicircle around the preacher and place a hand on the preacher's shoulders when the prayer leader raises his/her hands for the blessing.

**Loving God,
we thank you for the gift of your love in our lives.
Tonight we ask that you pour that love into each of us.
Open our minds and hearts
so that we may truly hear your word.
Bless our preacher, who is your son and our brother.
May the words of Fr. _____
touch our hearts and lead us to you.
We ask this through Jesus Christ,
our Lord and Redeemer forever and ever. R/ Amen.**

5. 🎵🎵🎵 GOSPEL PROCLAMATION: The musicians lead the congregation in an Alleluia or a Lenten Gospel verse. Meanwhile, the prayer leader, with Bible in hand, processes to the ambo and there proclaims the selected Gospel reading (selected beforehand by the preacher).

6. SERMON: The prayer leader and ministers take their seats in a convenient place from which to see the preacher and hear the sermon.

The Redemptorist preacher proclaims the evening sermon. The sermon is followed by two or three minutes of silence. After the silence, 🎵🎵🎵 meditation music may be played: instrumental music or a hymn by the choir, a soloist, or the congregation would be appropriate.

7. VENERATION OF THE BIBLE: A Redemptorist missionary introduces the response of the people to the preached Word in these or similar words:

**Every weekend, we, the people of God,
gather to listen to God's Word and share the Eucharist.
We welcome the Word of God, especially the Gospel,
when we sing out "Alleluia" or another appropriate phrase.**

**As a sign that we believe that God is present in the Scriptures
and that God speaks to us through these sacred writings,
that we welcome God's message,
and commit ourselves to its direction for our lives,
we invite you to come forward now, communion style,
to venerate the inspired Word of God
by touching or bowing to the Holy Scriptures.**

Ministers come forward and take their places with their Bibles. Throughout the veneration, a hymn is sung or instrumental music played. 🎵🎵🎵

8. GENERAL INTERCESSIONS: The general intercessions immediately follow the Veneration of the Bible.

Prayer Leader:

**My brothers and sisters,
we have listened to God's Word.
We respond to the Word preached to us
with our intercessions on behalf of the Church and all people.
To the following petitions, respond: *O Lord, hear us we pray.***

1. That all of us may come to believe that we are sacred and made in the image and likeness of God.

We pray to the Lord. R/ O Lord, hear us we pray.

2. That God's unconditional love for us may inspire us to a deep life of faith.

We pray to the Lord. R/ O Lord, hear us we pray.

3. That we may always love the written Word of God and allow it to ignite within us a passion for life.

We pray to the Lord. R/ O Lord, hear us we pray.

4. That we may truly learn to love one another in joy and in sorrow, in the best of times and the worst of times.

We pray to the Lord. R/ O Lord, hear us we pray.

5. That those who do not know God's love and anyone here tonight who is hurting in any way may experience the comfort of the Lord's love for them.

We pray to the Lord. R/ O Lord, hear us we pray.

Lord God, we thank you for the gift of your love in our lives.

You love us unconditionally and call us to love one another.

Help us always to be open to your love,

and may we love our sisters and brothers as you love us.

We ask this through Christ, our Lord. R/ Amen.

9. SOLEMN BLESSING WITH THE BIBLE: The prayer leader takes the Bible, faces the congregation, and silently blesses all with the Bible. He/she then returns the Bible to its place of enthronement.

10. ANNOUNCEMENTS: A Redemptorist missionary makes the following announcements: an invitation to fellowship after the recessional hymn; the number and title of the recessional hymn; the time for daily Mass with the missionaries; the availability of the missionaries for the people; and the symbol, topic, and time for tomorrow evening's service.

11. DISMISSAL: At the conclusion of the announcements, the prayer leader dismisses the congregation:

Prayer Leader:

**God's living Word proclaims our salvation in Christ.
Let us take what we have heard tonight
into our homes, workplaces, and schools.
Now go in peace to love and serve the Lord.**

R/ Thanks be to God.

13. RECESSIONAL: The prayer leader and other ministers from the opening procession gather at the foot of the sanctuary. All make the appropriate reverence and then process down the center aisle lead by the Bible bearer. The Bible remains enthroned in the sanctuary.

Monday Evening Ministers List

(This is a model list. Please use it in composing your list of ministers, making necessary adaptations.)

All ministers are asked to gather a half-hour before the service to go through the service with the Redemptorist missionary.

Commentator: _____

[Need to confirm with the Redemptorist Missionary if this ministry is called for.]

Greeters:* _____/_____

_____ / _____

Music: _____

Crucifix Bearer: _____

People for Proclamation Rite:**

_____ / _____

_____ / _____

Preacher: Redemptorist Missionary

Prayer Leader: _____

* The number of greeters depends on the number of entrances.

** The number of people needed for the Proclamation Rite depends on the size of the sanctuary and the number of Communion stations the parish has for Sunday Mass.

Monday Evening Service

CRUCIFIX

Who is Jesus for Us?

1. WELCOME & INTRODUCTION: A Redemptorist missionary (or a commentator) welcomes the faithful; introduces the ministers for the service and the evening's symbol and theme; announces the gathering song; and then invites the people to stand and greet one another in the Lord.

2. ♪♪ ENTRANCE PROCESSION, SONG, AND ENTHRONEMENT OF THE CRUCIFIX: The entrance procession begins when the hymn commences and includes the following ministers who process in the order listed: crucifix bearer, Redemptorist preacher, and prayer leader.

Following the reverence, the prayer leader takes the crucifix from the bearer, goes to the center of the sanctuary, solemnly shows the crucifix to the congregation, and then enthrones it by placing it in its stand, which is usually in front of the altar.

With the crucifix enthroned, the entrance hymn ends. The prayer leader then begins:

Prayer Leader:

**In the name of the Father, + and of the Son,
and of the Holy Spirit. R/ Amen.**

**May the grace of God, who calls us to holiness,
be always with you. R/ And with your spirit.**

Let us pray.

(Pause for silent prayer)

**Almighty, ever-living God,
you have given us Jesus, our Savior,
as a model of humility and a pattern for our lives.
Jesus fulfilled your will by giving his life on the cross.
Help us to die to our selfishness
and share in his resurrection.**

**We ask this through Jesus Christ,
our Savior and Lord forever and ever. R/ Amen.**

3. PRAYER OVER THE PREACHER: The preacher of the evening stands or kneels before the prayer leader:


Prayer Leader:

**Please join me in this blessing prayer
by extending your hands when I extend mine
and silently praying along with me. (pause)**

The crucifix bearer stands behind the preacher and places his/her hand on the preacher's shoulder.

**Almighty God,
Your Word is strength for your people.
We beg you to send the power of the Holy Spirit
into the mind and heart of Fr. _____
as he proclaims your Word this night.
Open his heart to speak your Word
and open our hearts to embrace the love your Son has for us.
We ask this through Christ, our Lord. R/ Amen.**

4. SERMON: The prayer leader and minister take a seat in a convenient place from which to see the preacher and hear the sermon.

The Redemptorist preacher proclaims the evening sermon. The sermon is followed by two or three minutes of silence. After the silence,  meditation music may be played: instrumental music or a hymn by the choir, a soloist, or the congregation would be appropriate.

5. PROCLAMATION RITE: The response of the congregation to having heard God's Word is a voluntary public expression of faith through participation in the proclamation rite that follows.

A Redemptorist missionary introduces the proclamation rite and explains its significance. He then invites the assisting ministers to come forward and take their assigned places. Once the ministers are in place, people wishing to do so come forward as individuals, husband and wife, or as families to any of the ministers at the foot of the sanctuary to make a verbal expression of their faith. The minister listens to the expression of faith, recognizes it by saying: **"I trace the Cross of Christ on your forehead. May you live in His Love."** He silently traces the sign of the cross on the forehead of the person(s), and dismisses the person(s).

Throughout the proclamation rite,  soft background music is played or a song may be sung.

6. SOLEMN BLESSING WITH THE CRUCIFIX: Once everyone who wants to come forward had done so, the assisting ministers return to their seats within the congregation. The prayer leader silently blesses the people with the crucifix and then returns it to its place of enthronement.

7. ANNOUNCEMENTS: A Redemptorist missionary makes the following announcements: an invitation to fellowship after the recessional hymn; the number and title of the recessional hymn; the time for daily Mass with the missionaries; the availability of the missionaries for the people; and the symbol, topic, and time for tomorrow evening's service. He then explains to the people that a free will collection for the missionary work of the Redemptorists will be taken up at Wednesday evening's Mass and that collection envelopes will be distributed after the service.

8. DISMISSAL: At the conclusion of the announcements, the prayer leader dismisses the congregation:

Prayer Leader:

**We have been reminded this evening
of the gift of the Father's love in Jesus.**

**As we have been blessed,
so we are to be a blessing to others.**

**Dear friends,
take what you have learned tonight into your daily lives.**

Now go in peace to love and serve the Lord. R/ Thanks be to God.

9. ♪♪♪ RECESSIONAL: The prayer leader, crucifix bearer, and Redemptorist preacher gather at the foot of the sanctuary, make the appropriate reverence, and process down the center aisle, led by the crucifix bearer. All symbols remain enthroned in the sanctuary.

Tuesday Evening Ministers List

(This is a model list. Please use it in composing your list of ministers, making necessary adaptations.)

All ministers are asked to gather a half-hour before the service to go through the service with the Redemptorist missionary.

Commentator: _____

[Need to confirm with the Redemptorist Missionary if this ministry is called for.]

Greeters:* _____ / _____

_____ / _____

Music: _____

Controller of Church Lights: _____

Candle Bearer: _____

Light Bearers:** _____ / _____

_____ / _____

Preacher: Redemptorist Missionary

Prayer Leader: _____

* The number of greeters is determined by the number of entrance doors.


** The role of the Light Bearers is to help spread the light from the Paschal Candle throughout the church. The exact number of Light Bearers depends on the size of the church.

Tuesday Evening Service

PASCHAL CANDLE

Sin, Reconciliation, and Healing

1. WELCOME & INTRODUCTION: A Redemptorist missionary (or a commentator) welcomes the faithful. Since there is no formal ending to this service, all announcements are made at this time. Among them he/she invites the congregation to fellowship after the service and informs the congregation that tomorrow evening's service will be a Mass, mentioning the symbol, topic, and time of the Mass. He/she reminds the people of the free will collection for the missionary work of the Redemptorists to be taken up at Wednesday evening's Mass and that collection envelopes are available. The Redemptorist missionary (or commentator) then introduces the ministers for this evening's service, along with the symbol and topic, and announces the entrance hymn.

2.  ENTRANCE PROCESSION, SONG, AND GREETING: The entrance procession begins when the hymn commences and includes the following ministers who process in the order listed: Paschal Candle bearer [the Candle is not yet burning], light bearers, Redemptorist preacher, and prayer leader. The light bearers carry small, unlighted candles for themselves and the other ministers in the procession.

After they reverence the altar, the prayer leader and Paschal Candle bearer ascend the steps of the sanctuary and turn to face the congregation. The entrance hymn ends, and the prayer leader begins:

Prayer Leader:

**In the name of the Father, + and of the Son,
and of the Holy Spirit. R/ Amen.**

**May the Lord of Life who conquered sin and death be with you.
R/ And with your spirit.**

3. LIGHT SERVICE: The prayer leader continues:

**Friends in Christ,
when the Lord Jesus passed over from death to life,
He scattered the powers of darkness,
and by the light of faith enabled us to see the glory
to which we are called.**

**With our candles in our hand, (Allow the people time to pick up their candles)
we now ask God's blessing on these candles
and pray that God will inflame us with the hope
that brings us to the feast of the Eternal Light.**

**Let us pray. (Pause for silent prayer)
God of all life and light,
through our faith in the Risen Christ,
the Light of the world,
we share in the light of your glory.
Bless these candles + and make them holy.
Fill our hearts with the light of faith
so that we may walk clearly in the path of goodness.
We ask this in the name of Jesus, our Light, forever and ever. R/ Amen.**

A Redemptorist missionary makes the commentary below

**The Easter candle is a symbol of Christ.
It is adorned with grains of incense
to mark the wounds that Christ endured.
The marks of Christ's sufferings
are now the emblems of his victory.
So shall Jesus transform all our sufferings
and reward those who are faithful to him.
Now the church lights will be turned off
to allow the light of Christ to shine in our midst.**

While the Redemptorist missionary is speaking, the prayer leader lights the Paschal Candle. After the commentary has concluded, the light controller **TURNS OFF THE LIGHTS of the church.**

Once the **CHURCH LIGHTS ARE COMPLETELY OFF, the prayer leader proclaims:**

Prayer Leader:

**May the light of Christ, rising in glory,
dispel the darkness of our hearts and minds.**

After the proclamation, the light bearers and the other ministers light their candles from the Paschal Candle and begin distributing the light to the congregation according to the instructions given during the rehearsal.

♪♪♪ During the distribution of the light, the choir sings an appropriate hymn or instrumental music may be played. At the conclusion of the musical accompaniment, the choir lights are turned off.

While the **LIGHT IS BEING DISTRIBUTED**, the prayer leader **ENTHRONES** the paschal candle. Once the candles of the faithful are lighted, the music concludes and the prayer leader continues:

Prayer Leader:

**My brothers and sisters,
with joy in the risen Christ, let us turn to our God in prayer.
Please respond to each petition:** We are the light of the world.

**1. For pastors,
that they may lead in faith
and serve in love the flock entrusted to their care.
We pray to the Lord.
R/ We are the light of the world.**

**2. For the world community,
that it may rejoice
in the blessing of true peace, the peace Christ promised.
We pray to the Lord.
R/ We are the light of the world.**

**3. For our suffering brothers and sisters,
that they may have their sorrow turned into lasting joy.
We pray to the Lord.
R/ We are the light of the world.**

**4. For our parish community,
that we may have the faith and strength
to bear witness to the Resurrection of Christ.
We pray to the Lord.
R/ We are the light of the world.**

**5. Let each of us, in the silence of our hearts,
pray to our God who knows the secrets of every heart.
We pray to the Lord.
R/ We are the light of the world.**

**Loving Creator of all life and light,
 you have given us the gift of faith.
 May we no longer live in darkness.
 Increase our faith
 so that we who bear these candles
 may walk in the light without fear of the darkness.
 We ask this through Jesus Christ, our Lord. R/ Amen.**

On the signal from the Redemptorist missionary, the light controller **URNS ON THE CHURCH LIGHTS** and people extinguish their candles.

4. PRAYER OVER THE PREACHER: The preacher of the evening stands or kneels before the prayer leader:


Prayer Leader:

**Please join me in this blessing prayer
 by extending your hands when I extend mine
 and silently praying along with me. (Pause)**

The ministers in the sanctuary form a semicircle around the preacher and place a hand on the preacher's shoulder when the prayer leader raises his hands for the blessing.

**Heavenly God,
 your Light is strength for us, your people.
 May your Light fill the heart and mind of Fr. _____,
 that he may proclaim your forgiving peace and tender healing.
 Open all our ears and hearts
 to hear and accept the gentle strength
 of your Light and love.
 We ask this through Jesus, our Light forever and ever. R/ Amen.**

5. SERMON: The prayer leader and ministers take a seat in a convenient place from which to see the preacher and hear the sermon.

The Redemptorist preacher proclaims the evening sermon. The sermon is followed by two or three minutes of silence. After the silence,  meditation music may be played: instrumental music or a hymn by the choir, a soloist, or the congregation would be appropriate.

6. RECONCILIATION RITE: The preacher and the pastor, in light of diocesan policy and the parish's history of celebrating the Sacrament of Reconciliation, will determine beforehand the exact nature of this rite.

The rite may consist of an examination of conscience (in common) or a prayer of healing (led by the preacher), a prescribed penance, and a common act of contrition.

The preacher instructs the congregation according to what was decided concerning the form of celebrating the sacrament and introduces the additional confessors and their assigned places.

The preacher of the evening advises the faithful that the sign of peace concludes the service and that after the sign of peace is given they may exercise any or all of three options: to leave the church and go to the social, to leave the church and go home, or stay in church to celebrate the Sacrament of Reconciliation. Whatever their choice, the congregation is encouraged to do it quietly so as to maintain a prayerful atmosphere for those opting to remain and celebrate the Sacrament of Reconciliation.

7. SIGN OF PEACE: There is no formal end to the service, that is, recessional procession. The confessors take their assigned places and await the faithful. The preacher closes with this prayer:

Preacher:

**God, you have loved us into life
by creating us in your image and likeness.
You carved our names on the palm of your hand
to assure us of your closeness and love.
Send forth your Spirit
to remove the hurts and fears
that have scared our hearts.
Give us hearts that accept, celebrate, and extend to others
your loving mercy and forgiveness.**

The Lord be with you. R/ And with your spirit.

Let us offer each other a sign of Christ's loving peace.

♪♪♪ Once people begin to leave the church for the social and/or home, music is needed for those remaining in church to celebrate the Sacrament of Reconciliation in order to create an atmosphere of prayer. Soft instrumental music or the playing of a religious tape or CD would be sufficient.

Wednesday Evening Ministers List

(This is a model list. Please use it in composing your list of ministers, making necessary adaptations.)

All ministers, are asked to gather a half-hour before Mass to go through the service with the Redemptorist missionary.

Commentator: _____

[Need to confirm with the Redemptorist Missionary if this ministry is called for.]

Greeters and Ushers:* _____ / _____

_____ / _____

Music: _____

Bread and Wine: _____ / _____

Altar Cloth: _____ / _____

Eucharistic Ministers: [same number as at a Sunday Mass]

Servers: [same number as at a Sunday Mass]

Lector(s): _____ / _____

Preacher: Redemptorist Missionary

Concelebrants: Redemptorist Missionary(ies)
Associate Pastors

Deacon(?): _____

Presider: _____

* The number of greeters is determined by the number of entrances. The usual number of ushers used for Sunday Mass are needed to take up the collection at the appropriate time.

Wednesday Evening Service

ALTAR

Our Mission to Share in the Work of Jesus and the Church

Notes for the main celebrant and liturgy team:

- The Proper for the Mass is *For the Spread of the Gospel* unless there is a major feast for the day.
- Unless there are specific readings for the major feast, the preacher chooses the readings for Mass, which could be two or three readings. It would be nice if the Responsorial Psalm would be sung together with an Alleluia or Lenten Gospel verse. The preacher proclaims the Gospel unless a deacon is present.
- The homily will be about 20-25 minutes.
- The Prayer of the Faithful is prepared beforehand by the missionary and a copy given to the lector or deacon.
- At the conclusion of the Prayer of the Faithful, the altar-cloth bearers process down the center aisle, enter the sanctuary, and dress the altar. *During the dressing of the altar the collection begins.* When the altar is fully prepared and the collection completed, the collection, bread, and wine are presented by their bearers.
- After the Prayer After Communion, the missionary who did the pre-mission thanks the people for their cooperation and hard work towards the success of the mission; asks for their prayers for the next mission; calls attention to any mementos to be given to those who participated in the mission; and makes any other pertinent announcements, including the invitation to the social and the recessional hymn.
- After the missionary speaks, the presider/pastor says a few words to his people about their presence at the mission, the work of the mission committee, and his hopes regarding what could happen in the parish as a result of the mission experience.

1. WELCOME: A Redemptorist missionary (or a commentator) welcomes the faithful, introduces the ministers and the evening's symbol and topic, and announces the entrance hymn; he/she then invites the people to stand and greet one another in the Lord, and to join in singing the gathering song.

2. ♪♪♪ ENTRANCE PROCESSION AND GATHERING SONG: The entrance procession includes the following ministers who process in the order listed: the servers, lector, Redemptorist preacher, concelebrants, and presider [pastor] (with the deacon). On arriving at the sanctuary, the servers and lector go to their assigned places at the foot of the sanctuary and await the arrival of the concelebrants and presider (with the deacon).

3. BLESSING, COMMISSIONING, AND DISMISSAL: At the conclusion of Mass, the presider blesses and dismisses the people:

Presider:

The Lord be with you. R/ And with your spirit.

Deacon/Presider:

Bow your heads and pray for God's blessing. (Pause)

Presider:

**May God, the Creator,
continue to re-create you in his image and likeness. R/ Amen.**

**May our Redeemer always be your model and your nourishment.
R/ Amen.**

May the Spirit fill you with wisdom and fortitude. R/ Amen.

**May God bless you in the name of the Father, +
and of the Son and of the Holy Spirit. R/ Amen.**

COMMISSIONING:

**My sisters and brothers in Christ,
by the power invested in me by our Bishop _____,
I now commission you
to go forth and to preach the Gospel by your words and actions
to your family and relatives,
to your neighbors and friends,
to your coworkers, and to one another.
Always be a light for the world;
always be a witness to Jesus.**

Deacon/Presider:

Go in peace, glorifying the Lord by your life. R/ Thanks be to God.

THE REDEMPTORISTS

A Redemptorist Parish Mission

This mission booklet is the sole property of the Redemptorist Parish Mission Preaching Team, St. Michael's, Chicago. It is distributed to parishes considering a Redemptorist preached mission or who have in fact invited the Redemptorist Parish Mission Preaching Team, St. Michael's, Chicago, to preach a parish mission. Any other use of these materials without the express written permission of the Redemptorist Parish Mission Preaching Team, St. Michael's Rectory, 1633 North Cleveland Avenue, Chicago, Illinois 60614-5685, is prohibited.

Revised 2012

Redemptorist Parish Mission Team
Saint Michael's Rectory
1633 North Cleveland Avenue
Chicago, Illinois 60614-5685
312-642-1669

“With Him Is Plentiful Redemption”

~ 28 ~